

# Emphasize Character Traits

## Recognize Behavior

VariQuest™  
Visual Learning Tools

Activities to Promote Positive Behavior

The following activities focus on promoting positive behavior in the classroom and throughout the building. They are designed to reinforce positive behaviors through teaching students about appropriate behaviors and developing a classroom community. These activities are especially useful when working with students with emotional and/or behavioral disorders and students diagnosed with autism, who will benefit from consistent reinforcement and positive feedback. You will also find enrichment ideas that include how you could use other VariQuest templates and shapes to enhance each activity and/or bridge it to connect to other areas.

NOTE:

For all Cutout Maker e-Dies, cold laminate the construction paper prior to cutting out to create longer-lasting manipulatives that can be re-used or sent home for additional reinforcement.

For all posters, cold laminate and use dry-erase markers to write on and wipe off to re-use and foster interactive learning with students.

## TARGET AUDIENCE

K-5

## OBJECTIVE

Improve class culture by promoting positive character traits during everyday activities and recognize positive behaviors in the classroom and throughout the building

## MATERIALS

Character Traits posters  
Character Traits stickers  
Award Stickers and Paper  
Trophy e-Die shapes

## PREPARATION

Use Poster Maker template (shown) to print poster.  
Use Awards Maker template (shown) to print a respect sticker for each student. Use Award Maker template (shown) to create sticker customized with student name. Use e-Die (shown) to cut out trophies.




Character - Respect  
VIS010



Character Ed STK008-013



Character Ed - Respectful  
STK247



Trophy  
AMR013

## INTRODUCTION ACTIVITIES

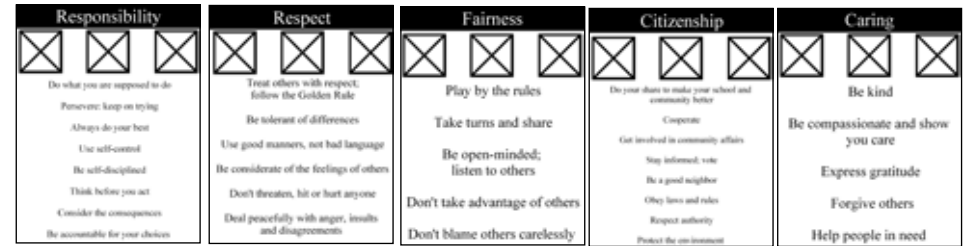
- Focus on one character trait at a time, perhaps picking one per week or month. If your school has a positive behavior program, use the character trait that corresponds with your school's program, otherwise pick one that your students struggle with.
- As a class, discuss what the trait means and have students give examples of ways they can exhibit each trait.
- Example: Respect
  - using kind words towards classmates and teachers
  - treating school property with care
  - listening when others are talking
  - following directions
- Add any examples that are not included already on the poster using a dry-erase marker.
- Display poster in the classroom and refer to poster as a consistent reminder of the types of behaviors that correspond with the character trait you are discussing.
- Create stickers with character traits and apply to take home folders or student notebooks to reinforce positive behaviors outside the classroom (including at home!).

## FOLLOW-UP ACTIVITIES

- Once you have discussed the character trait (Respect), recognize each student whose actions demonstrate the character trait by posting a trophy with the student's name on it next to your poster.
- If you observe a student exhibiting respectful behaviors consistently, reward that student with a customized sticker with the student's name to provide immediate reinforcement of positive behaviors.

## ENRICHMENT


- Use Poster Maker character templates (shown) as discussion starters for other positive character traits in subsequent weeks, months.
- Use Awards Maker character templates (shown) to reinforce other positive character traits on student's desk, notebook, take home folder, etc...
- Can use these strategies to reinforce positive social skills for students by modifying the text on the template as well.
- Use Poster Today's Star Maker template to import student photo and customize with the name of the student who has gone above and beyond in exhibiting positive character traits. Display the posters in the hallway to communicate the positive behavior school-wide.
- Use other Cutout Maker e-Dies (shown) to recognize students who exhibit positive character traits.



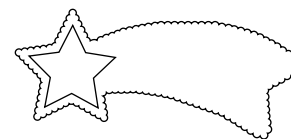
Character VIS007-012



Character Ed STK008-013




Today's Star RCG033



Star Award  
AMR010



Ribbon  
AMR008



Award  
AMR001

ENRICHMENT Continued


- Use other Awards Maker template (shown) to create customized awards and stickers to reward positive student behavior immediately.
- Use other Poster Maker templates (shown) to insert student photographs or names to recognize students.



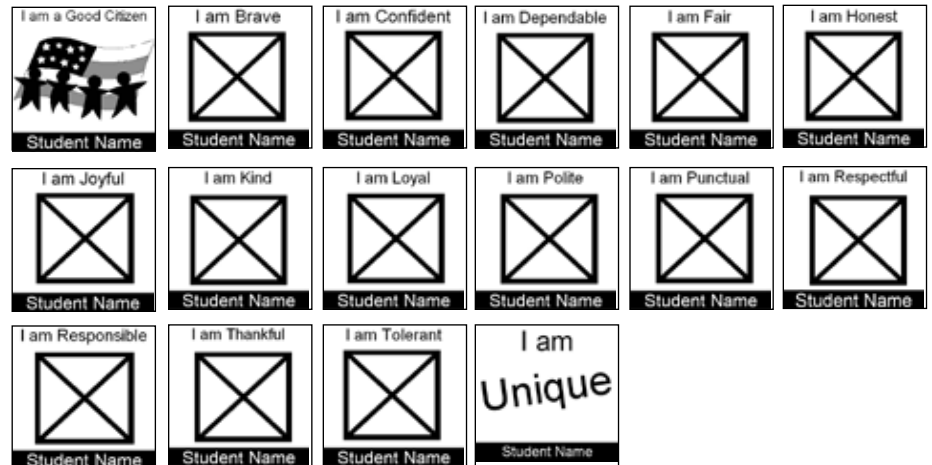
Bus Conduct  
STK243



Good Character  
AWD019




Character Ed STK244-249



I Am Awards STK035-050



Character Traits  
VIS013



Random Acts  
RCG020



Super Kid  
RCG032