

Consistent School Expectations

VariQuest[™]
Visual Learning Tools

Tools to Define and Communicate Clear Expectations

The following activities are designed to aid in creating an efficient and effective classroom with clear expectations and procedures. Incorporating these activities and instructional tools into your classroom will help with classroom management, specifically when students are expected to work independently. These activities are especially useful when working with students with emotional and/or behavioral disorders and students diagnosed with autism, who will benefit from consistency in the classroom and throughout the building, along with increased visual supports. You will also find extension ideas that include how you could use other VariQuest templates and shapes to enhance each activity and/or bridge it to connect to other curriculum areas.

NOTE:

For all Cutout Maker e-Dies, cold laminate the construction paper prior to cutting out to create longer-lasting manipulatives that can be re-used or sent home for additional reinforcement.

For all posters, cold laminate and use dry-erase markers to write on and wipe off to re-use and foster interactive learning with students.

TARGET AUDIENCE

K-12

OBJECTIVE

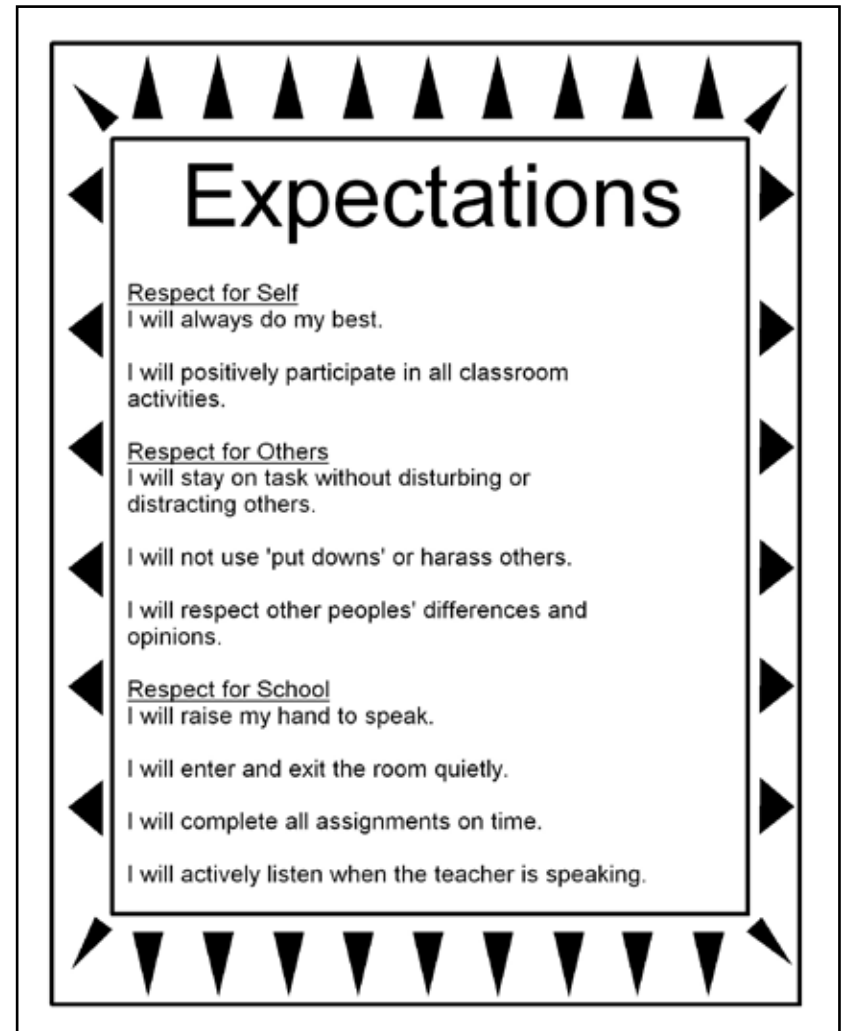
Determine and communicate specific expectations for all common areas throughout school property.

MATERIALS

School Expectations poster

PREPARATION

Customize Poster Maker template (shown) to your school's expectations and consequences. Print and laminate multiple copies to post throughout the building.



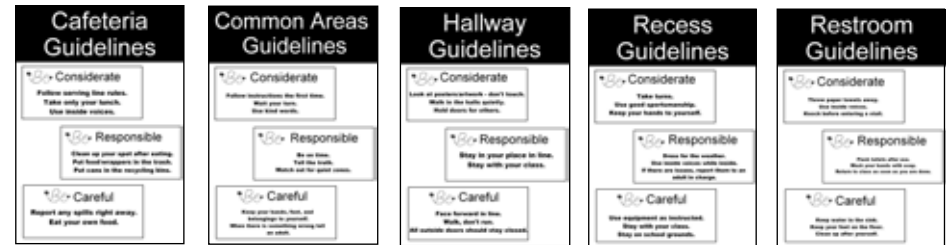
Expectations
VIS016

ACTIVITIES


- As a school leadership team or entire staff, determine 5-10 school-wide expectations.
- Have classroom teachers explain all expectations to students on the first day of school.
- Communicate expectations for student behavior throughout building by posting clear, consistent guidelines for behavior along with consequences for when behavior does not follow expectations.
- Be consistent when dealing with behavior that does not align with school expectations and follow through with consequences.

ENRICHMENT

- Use Poster Maker Bee Guidelines (K-5), Dress Code (K-12), Lunchroom Rules (K-5), Playground Safety (K-5), Classroom Rules (K-12) or Classroom Expectations (K-5) templates to communicate guidelines specific to certain areas of the school or behaviors.



Bee Guidelines VIS170-175




Dress Code SCH069-070



Lunchroom Rules SCH030

Playground Safety SCH044




Classroom Rules SCH015

Classroom Expectations SCH014

ENRICHMENT continued

- Use Poster Maker Behavior Consequences template to post the consequences for not following the agreed upon classroom expectations.
- Use Awards Maker Code of Conduct template to create School Code of Conduct stickers to post in common school areas as additional reinforcement of school expectations.
- Use pledge Poster Maker templates Pledge to School, School Pledge and School Responsibilities to develop a classroom pledge. Have all students pledge to abide by the expectations and sign the poster, like a contract. Laminate and hang to display throughout the year. When an expectation is not being met, use the signed poster as a teaching tool to remind students of appropriate behaviors.

NOTE: This should tie in with your school's Positive Behavior and Character Education Program



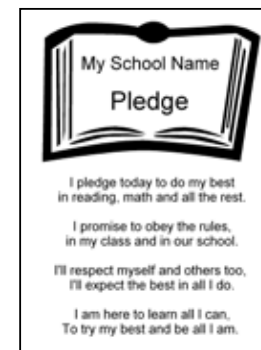
Consequences
VIS024




Code of Conduct
STK016



Pledge to School
VIS023



School Responsibilities
VIS025



School Pledge
VIS026